

Sirolimus Eluting CoCr Coronary Stent System

Yukon[®] Chrome PC

10 YEAR
SAFETY

translumina
LIMITLESS POSSIBILITIES

Yukon[®] Chrome PC

DES coating with excellent long-term clinical outcome

The Translumina Yukon drug-eluting stent product family, coated with Rapamycin (Sirolimus) and the biodegradable component polylactide (PLA), has an excellent history of pre-clinical and long-term clinical results.^[1-10]

The Yukon Chrome PC has the identical coating technique and coating properties (dosage, thickness) like the clinically proven Yukon Choice PC.

In two independent trials ISAR-TEST 3 and ISAR-TEST 4 the Yukon DES platform showed improved long-term performance compared to 1st. Generation DES over a time period of 10 years clinical follow-up in the randomized controlled clinical trial.^[3,4]

Clinical data, published by G. Stefanini et al^[5], show the excellent long-term outcome of the Yukon Choice PC in a meta-analysis, comparing the clinical outcome after 4 years in more than 4000 patients with the Cypher stent. This

analysis shows for the first time that the definite Very Late Stent Thrombosis (VLST) can be reduced statistically significant by using the biodegradable PLA polymer coating technology of the Yukon DES. An additional sub-group analysis shows also benefit in difficult patient groups like diabetics and patients with acute myocardial infarct.^[6,7]

Due to this excellent clinical outcome the Yukon DES technology is recommended by the latest ESC guidelines for myocardial revascularization.^[8]

Yukon Chrome PC now transfers this unique technology to the latest Translumina CoCr-stent platform featuring thin struts and a highly flexible 2-Connector stent design.



Figure 1: Optical and Electron Microscope Pictures of the Yukon Chrome PC. The unique microporous stent surface is coated abluminal with Sirolimus and PLA. The PLA ensures a better binding of the Sirolimus to the microporous stent surface and controls the release of the drug. The PLA is fully degradable according to the Krebs cycle.


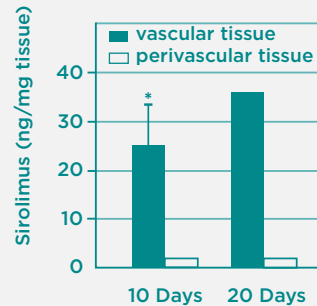
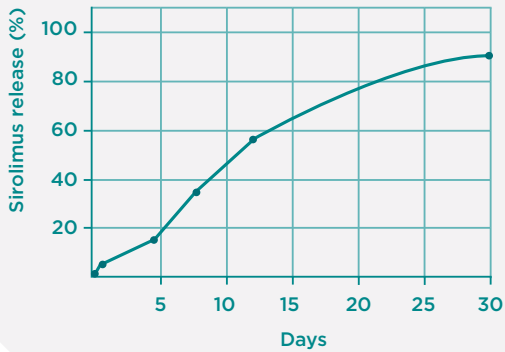


Figure 2: OCT follow-up 3 years after implantation of a Yukon stent with Sirolimus / PLA coating.

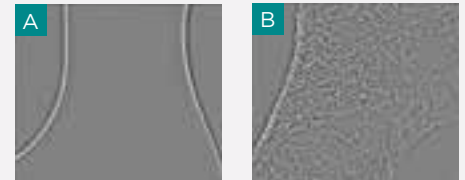
Published Pre-clinical and BMS Data [1, 2]

Extensive pre-clinical evaluations prove the safety of the Yukon DES platform over BMS.



Yukon DES coating shows a release of sirolimus up to 4 weeks with a significant tissue concentration in the arterial segments.^[1]

The microporous surface shows a trend towards a reduced rate of binary restenosis with equivalent safety, which proves that it is safe and feasible to use as a drug reservoir for a DES.



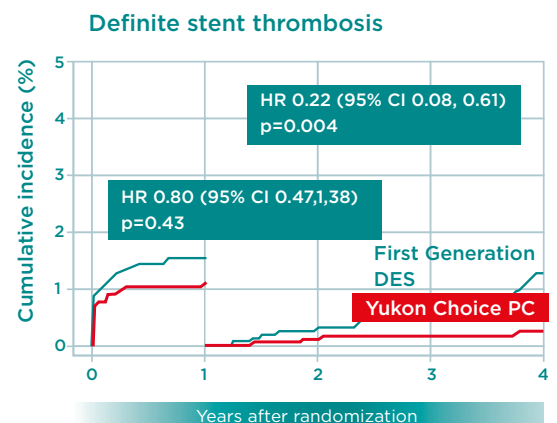
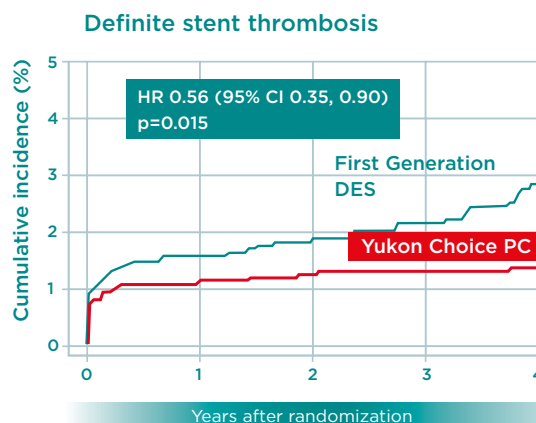
Comparison of smooth (electro-polished) stent surface (A) and rough (microstructured) stent surface (B). Magnification, 500x.^[2]

Meta-Analysis Data and ESC Recommendation [5-8]

One of the largest meta-analysis involving more than 4000 patients, which compared biodegradable polymer based DES with permanent polymer based DES demonstrated the long term excellent safety profile of the Yukon Choice PC up to 4 years.

At 4 years follow-up, the Yukon Choice PC shows a reduction

of risk by 50% in definite Stent Thrombosis and by 78% in Very Late Stent Thrombosis (VLST) compared to First Generation DES without compromising on efficacy. Additionally, the Yukon Choice PC achieved highest recommendations in the latest ESC Guidelines for myocardial revascularization (2018) due to the excellent clinical outcome.^[8]



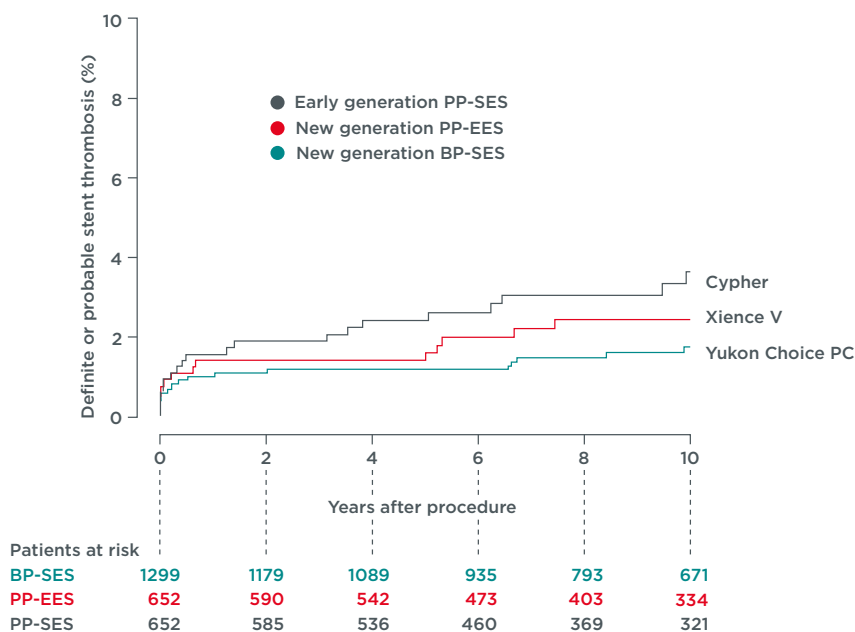
Excellent 5 and 10 year long-term clinical data [9, 10]



The final 10 year long-term clinical follow-up of the ISAR-TEST 4 randomized controlled clinical trial showed excellent safety and efficacy data for the Yukon Choice PC when compared with the Cypher and Xience V stent. The definite and probable stent thrombosis was only 1,8% for the Yukon compared to 2,5% and 3,7% for the 2 permanent polymer coated competitor DES.

10 YEAR SAFETY

ARC definite or probable stent thrombosis



Circulation. 2018

Biodegradable Polymer technology enhances the long-term safety when compared to permanent polymer DES.

10 year clinical follow-up with lowest stent thrombosis rates

Relevant literature of the Yukon DES product family

1. YUKON Animal study: K.Steigerwald et al, Biomaterials, 2009; 4, 632-637.
2. Microporous Stent BMS study: Dibra et al, Cath. Cardiovasc. Interv., 2005; 65, 374-380.
3. ISAR-TEST 4 trial, 1 year data (comparison with Cypher / Xience V): R.Byrne et al, European Heart Journal, 2009 ; 30, 2441-2449.
4. ISAR-TEST 4 trial, 3 year data (comparison with Cypher / Xience V): R.Byrne et al, JACC, 2011 ; 58, 1325-1331.
5. Meta-Analysis ISAR-TEST 3 + 4, LEADERS, 4 years follow-up (Comparison of Yukon Choice PC + Biomatrix versus Cypher): G.Stefanini, European Heart Journal, 2012; 33, 1214-1222.
6. Subgroup-Analysis of the Meta-Analysis with regard to Diabetics: A. de Waha et al, International Journal of Cardiology 2013, 168, 5162-6.
7. Subgroup-Analysis of the Meta-Analysis with regard to STEMI patients: A. de Waha et al, Euro-Intervention 2014, published online.
8. F.-J. Neumann et al., 2018 ESC/EACTS Guidelines on Myocardial Revascularization, European Heart Journal (2018) 00, 1-96 and supplement.
9. S.Kufner et al, 5-year long-term follow-up of the ISAR-TEST 4 trial (Yukon Choice PC versus Cypher / Xience V), Euro-Intervention 2016; 11:1372-1379.
10. S.Kufner et al, 10-year long-term follow-up of the ISAR-TEST 4 trial (Yukon Choice PC versus Cypher / Xience V), Circulation, 2018; 139, 325-333.

Yukon[®] Chrome PC


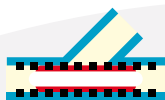
Sirolimus Eluting CoCr Coronary Stent System

The new high tech Cobalt Chromium Stent System

A CoCr Stent - designed for all lesions

Bifurcation stenting

With a cell circumference of up to 18,5 mm the Yukon Chrome PC allows perfect side branch access which is essential for bifurcation stenting.



Scanning Electron Microscope picture of the unique microporous surface




Surface features

- approx. 1 million pores per cm²
- average micro pore depth of approx. 2 µm
- 100% pore coverage of the surface

2-Connector-Design

The new design with only 2 connector struts guarantees maximum flexibility and side branch access.



The suitable catheter

The luer is designed with an integrated kinking protection.



The flexible tip ensures perfect crossability and trackability.



Stent features

Unique stent surface

The micro-porous stent surface, called PEARL Surface, favours better endothelialisation, which is essential for avoiding thrombosis and restenosis.

Stent design

- homogeneous expansion
- increased radial force
- good side branch access

Low stent profile

- flexible and deliverable
- strut thickness only 68 µm for the Small Vessel Designs

Technical data & Stent features

Crossing profile (Ø 2,5 mm)	0,93 mm
Strut thickness	68 µm (SV), 79 µm (MV)
Metallic surface area	9,1 - 14,9%
Balloon marker material	Platinum / Iridium
Entry profile	0,016" / 0,41 mm
Proximal shaft diameter	1,9 F
Distal shaft diameter	2,7 F
Recommended guide wire	0,014"
Guiding Catheter	min. 5 F

Yukon[®] Chrome PC

Product matrix / Ordering information

Small vessel design (SV)

Balloon	Stent length [mm] & Article number							
Ø [mm]	8	12	16	18	21	24	28	32
Ø 2,00	T-CMG2008PC	T-CMG2012PC	T-CMG2016PC	T-CMG2018PC	T-CMG2021PC	T-CMG2024PC	T-CMG2028PC	T-CMG2032PC
Ø 2,25	T-CMG22508PC	T-CMG22512PC	T-CMG22516PC	T-CMG22518PC	T-CMG22521PC	T-CMG22524PC	T-CMG22528PC	T-CMG22532PC
Ø 2,50	T-CMG2508PC	T-CMG2512PC	T-CMG2516PC	T-CMG2518PC	T-CMG2521PC	T-CMG2524PC	T-CMG2528PC	T-CMG2532PC

Medium vessel design (MV)

Balloon	Stent length [mm] & Article number								
Ø [mm]	8	12	16	18	21	24	28	32	40
Ø 2,75	T-CMG27508PC	T-CMG27512PC	T-CMG27516PC	T-CMG27518PC	T-CMG27521PC	T-CMG27524PC	T-CMG27528PC	T-CMG27532PC	T-CMG27540PC
Ø 3,00	T-CMG3008PC	T-CMG3012PC	T-CMG3016PC	T-CMG3018PC	T-CMG3021PC	T-CMG3024PC	T-CMG3028PC	T-CMG3032PC	T-CMG3040PC
Ø 3,50	T-CMG3508PC	T-CMG3512PC	T-CMG3516PC	T-CMG3518PC	T-CMG3521PC	T-CMG3524PC	T-CMG3528PC	T-CMG3532PC	T-CMG3540PC
Ø 4,00	T-CMG4008PC	T-CMG4012PC	T-CMG4016PC	T-CMG4018PC	T-CMG4021PC	T-CMG4024PC	T-CMG4028PC	T-CMG4032PC	T-CMG4040PC

Compliance chart

Balloon	Inflation pressure [bar or 10 ⁵ Pascal]												
						NP						RBP	
Ø [mm]	6	7	8	9	10	11	12	13	14	15	16	17	18
Ø 2,00	1,83	1,87	1,90	1,93	1,96	2,00	2,03	2,06	2,10	2,13	2,16	2,20	2,23
Ø 2,25	1,89	1,97	2,05	2,13	2,19	2,25	2,31	2,36	2,40	2,45	2,49	2,54	2,59
Ø 2,50	2,33	2,36	2,40	2,43	2,47	2,50	2,53	2,57	2,60	2,64	2,67	2,70	2,74
Ø 2,75	2,58	2,61	2,65	2,68	2,71	2,75	2,78	2,81	2,85	2,88	2,91	2,94	2,98
Ø 3,00	2,81	2,85	2,89	2,92	2,96	3,00	3,04	3,07	3,11	3,15	3,18	3,22	3,26
Ø 3,50	3,29	3,34	3,38	3,42	3,46	3,50	3,55	3,59	3,63	3,67	3,71	3,76	3,80
Ø 4,00	3,75	3,80	3,85	3,90	3,95	4,00	4,06	4,11	4,16	4,21	4,26	4,31	4,36

CE 1434

© 2021 Translumina GmbH

All Rights Reserved

*Yukon, Yukon Choice, Yukon Chrome, PEARL Surface and Translumina are registered trademarks of translumina GmbH
Please refer to the Instruction for Use supplied with these devices for indications, contraindications, adverse effects, suggested procedures, warnings and precautions.

Translumina GmbH | Neue Rottenburger Strasse 50
72379 Hechingen | Germany | info@translumina.de
t + 49 7471 98 94 - 0 | f + 49 7471 98 94 - 360

www.translumina.de



translumina